

Louisiana Senate Finance Committee



FY25 Executive Budget

01 – Executive Department 101 – Office of Indian Affairs

March 2024

*Senator Cameron Henry, President
Senator Glen Womack, Chairman*





FY25 Executive Budget

Schedule 01 — Executive Department Agencies

Executive Department

Management and
Regulatory Agencies
Supporting the
Executive Branch of
State Government

	Tab No.
Executive Department Overview	Overview
Executive Office	01-100 EXEC
Office of Indian Affairs	01-101 OIA
State Inspector General	01-102 SIG
Mental Health Advocacy Service	01-103 MHAS
Louisiana Tax Commission	01-106 LTC
Division of Administration	01-107 DOA
Coastal Protection and Restoration Authority	01-109 CPRA
Governor's Office of Homeland Security and Emergency Preparedness	01-111 GOHSEP
Military Affairs	01-112 MILI
La. Public Defender Board	01-116 LPDB
La. Stadium and Exposition District	01-124 LSED
La. Commission on Law Enforcement	01-129 LCLE
Office of Elderly Affairs	01-133 OEA
La. State Racing Commission	01-254 LSRC
Office of Financial Institutions	01-255 OFI



01-101 Office of Indian Affairs

The Office of Indian Affairs “seeks to enhance the individual and collective communities of indigenous people in Louisiana by serving as a resource and referral agent for Louisiana Native Americans and tribes seeking assistance navigating local, state, and national policies.”

The agency awards scholarships to Native American students. The agency also previously served as a pass through to provide funding to various local entities in Avoyelles Parish for infrastructure



A specialized license plate for Native Americans is available through the Office of Motor Vehicles.

Federally Recognized Tribes

Chitimacha Tribe of Louisiana
Coushatta Tribe of Louisiana
Jena Band of Choctaw
Tunica-Biloxi Tribe of Louisiana

State Recognized Tribes

Adai Caddo Indians of Louisiana
Bayou Lafourche Band of BCCM
Choctaw-Apache Tribe of Ebarb
Clifton Choctaw Tribe of Louisiana
Four Winds Cherokee
Grand Caillou/Dulac Band of BCCM
Isle de Jean Charles Band of BCCM
Louisiana Band of Choctaw
Natchitoches Tribe of Louisiana
Point au Chien Tribe
United Houma Nation

Source: Office of Indian Affairs

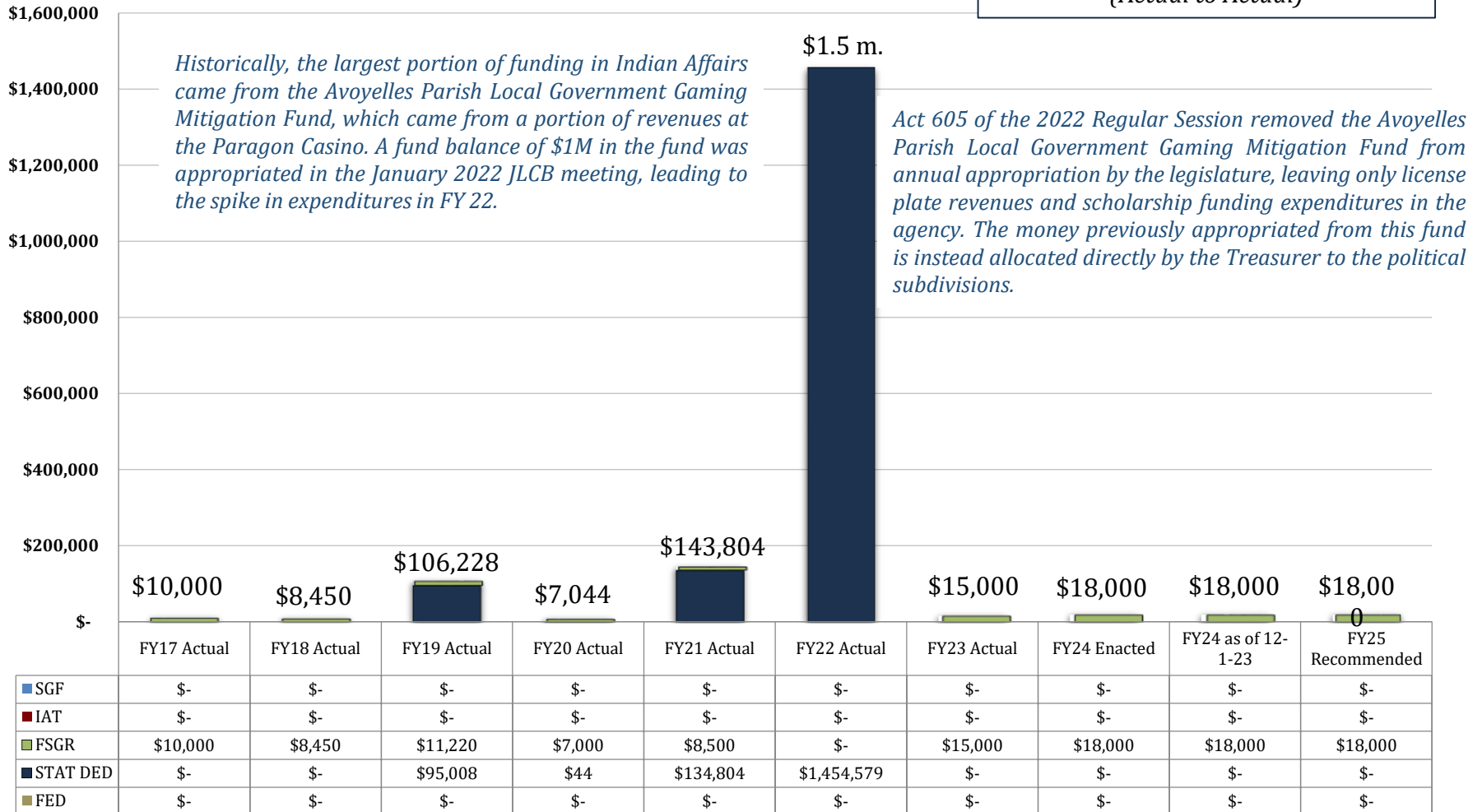


01-101 Indian Affairs

Changes in Funding since FY17

Total Budget by Fiscal Year and Means of Finance

Change from FY17 to FY25 is 80%.
(Actual to Recommended)
Change from FY17 to FY23 is 50%.
(Actual to Actual)



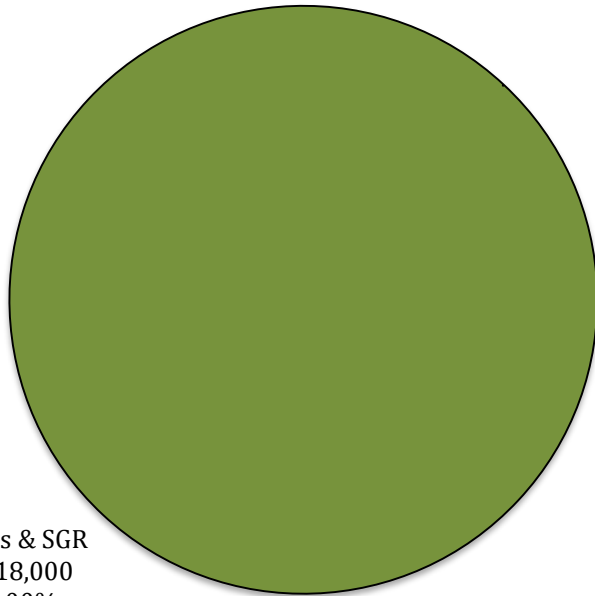


01-101 Indian Affairs

Agency Level Budget Overview

Total Funding	FY23 Actual	FY24 Enacted	FY24 EOB as of 12-1-23	FY25 Recommended	Difference FY24 EOB to FY25 Recommended
OIA	\$ 15,000	\$ 18,000	\$ 18,000	\$ 18,000	\$ -
T.O. Positions	1	1	1	1	-
O.C Positions	-	-	-	-	-

FY25 Recommended Total Means of Finance



Fees & SGR
\$18,000
100%

The Office of Indian Affairs assists Louisiana Native Americans in receiving education and developing a mutual relationship between the state and the tribes. The agency awards scholarships to Native American students.

FY25 Source of Funding:

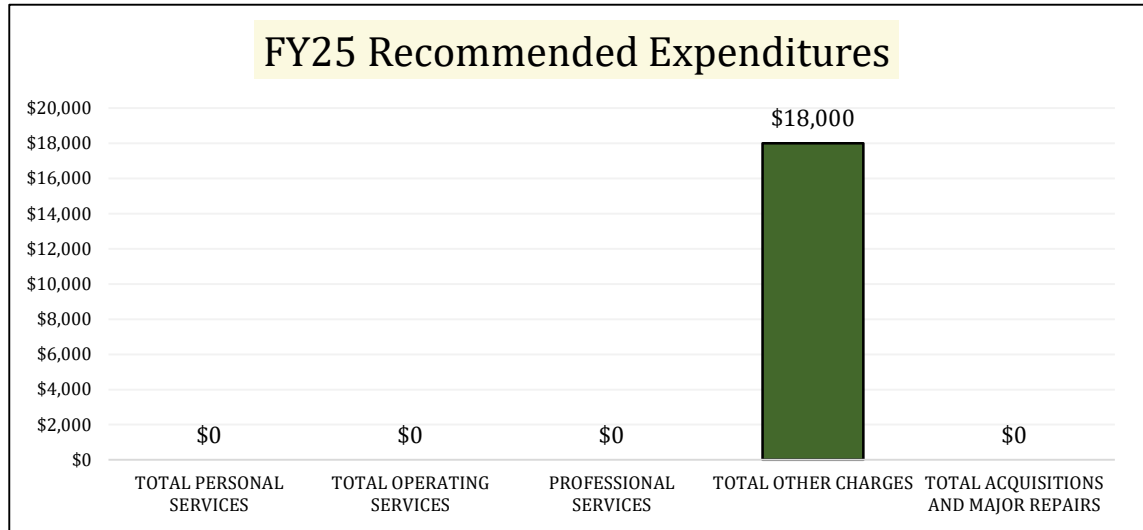
Fees and self-generated revenues originate from the sale of the Louisiana Native American prestige license plate (R.S. 47:463.78). The fees collected are utilized for scholarships. The license plate fee charge is \$25 per license plate.



01-101 Office of Indian Affairs

Categorical Expenditures at FY25 Recommended

For FY25 Recommended, the entire budget is allocated to Other Charges. This funding is associated with the American Indian Scholarship Fund, which provides \$1,000 scholarships to qualifying collegiate students belonging to a state-recognized Louisiana tribe.

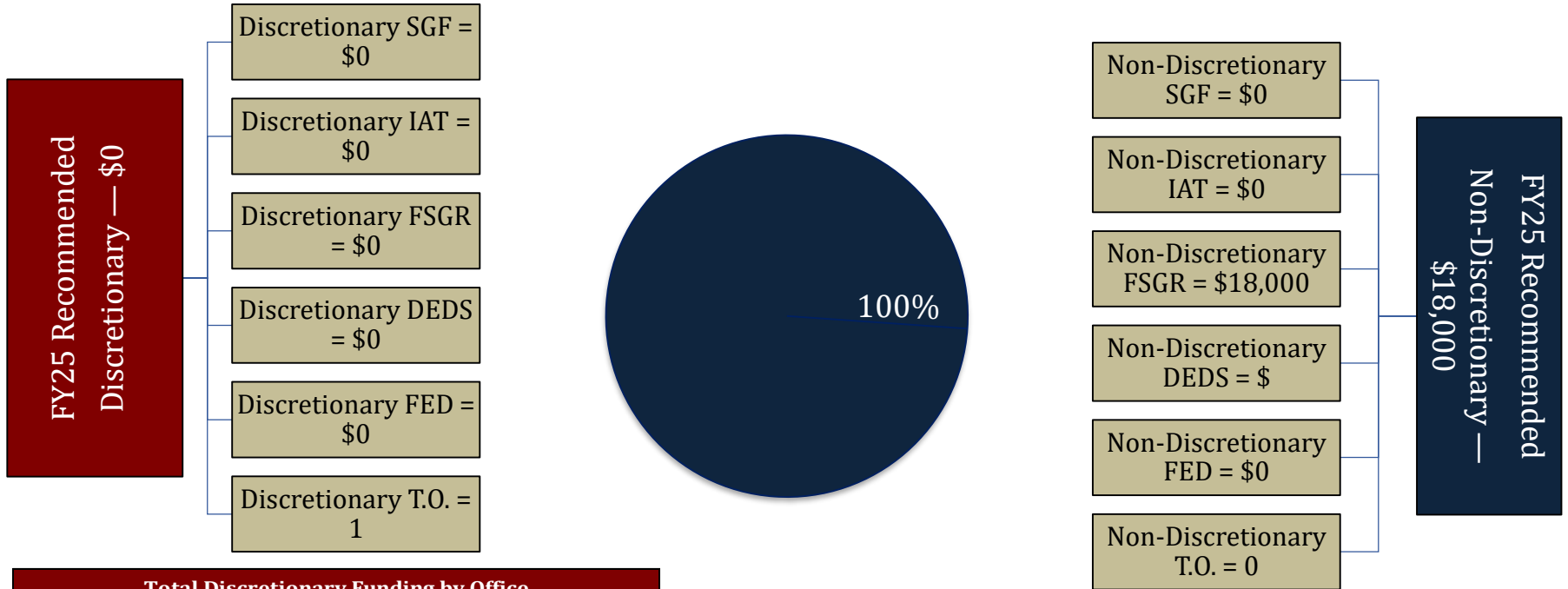


Categorical Expenditures	FY23 Actual	FY24 Enacted	FY24 EOB as of 12/01/23	FY25 Recommended	Difference FY24 EOB vs. FY25 REC
Salaries	\$0	\$0	\$0	\$0	\$0
Other Compensation	\$0	\$0	\$0	\$0	\$0
Related Benefits	\$0	\$0	\$0	\$0	\$0
TOTAL PERSONAL SERVICES	\$0	\$0	\$0	\$0	\$0
Travel	\$0	\$0	\$0	\$0	\$0
Operating Services	\$0	\$0	\$0	\$0	\$0
Supplies	\$0	\$0	\$0	\$0	\$0
TOTAL OPERATING EXPENSES	\$0	\$0	\$0	\$0	\$0
PROFESSIONAL SERVICES	\$0	\$0	\$0	\$0	\$0
Other Charges	\$15,000	\$18,000	\$18,000	\$18,000	\$0
Debt Service	\$0	\$0	\$0	\$0	\$0
Interagency Transfers	\$0	\$0	\$0	\$0	\$0
TOTAL OTHER CHARGES	\$15,000	\$18,000	\$18,000	\$18,000	\$0
Acquisitions	\$0	\$0	\$0	\$0	\$0
Major Repairs	\$0	\$0	\$0	\$0	\$0
TOTAL ACQ. & MAJOR REPAIRS	\$0	\$0	\$0	\$0	\$0
TOTAL EXPENDITURES	\$15,000	\$18,000	\$18,000	\$18,000	\$0



01-101 Office of Indian Affairs

FY25 Discretionary/Non-Discretionary Comparison



Total Discretionary Funding by Office		
Executive Office	\$20,602,942	0.43%
Office of Indian Affairs	\$0	0.00%
Office of Inspector General	\$1,866,453	0.04%
Mental Health Advocacy Service	\$0	0.00%
LA Tax Commission	\$4,322,351	0.09%
Division of Administration	\$980,820,356	20.70%
Coastal Protection and Restoration Authority	\$197,569,088	4.17%
GOHSEP	\$3,126,385,146	65.98%
Department of Military Affairs	\$113,454,239	2.39%
Louisiana Public Defender Board	\$47,628,367	1.01%
Louisiana Stadium and Exposition District	\$94,128,573	1.99%
Louisiana Commission on Law Enforcement	\$49,391,407	1.04%
Governor's Office of Elderly Affairs	\$70,783,478	1.49%
Louisiana State Racing Commission	\$18,351,879	0.39%
Office of Financial Institutions	\$12,790,407	0.27%
Total Discretionary	\$4,738,094,686	100.00%

Total Non-Discretionary Funding by Type		
Fees and self-generated revenues are derived from the sale of the Louisiana Native American prestige license plate (R.S. 47:463.78). The fees collected are utilized for scholarships. The license plate fee charge is \$25 per license plate.	\$ 18,000	100%
Total Non-Discretionary	\$ 18,000	100%



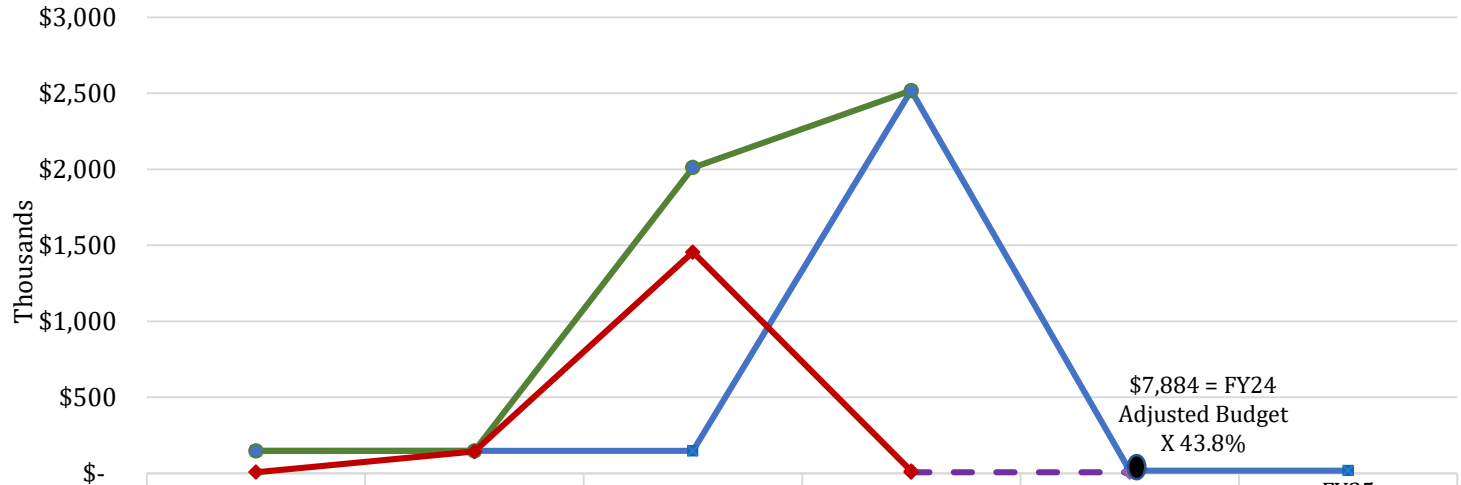
01-101 Office of Indian Affairs

Enacted & FYE Budget vs. Actual Expenditures FY20 to FY23

FYE Budget = "Fiscal Year End" Budget includes all in-house and regular BA-7s through June 30 of the fiscal year. For FY24, it is as of January.

**FY24 Known
Supplemental Needs:**
\$0

**FY23 General Fund
Reversions:**
\$0



	FY20	FY21	FY22	FY23	FY24 EOB	FY25 Recommended
Enacted Budget	\$146,962	\$146,962	\$146,962	\$2,518,000	\$18,000	\$18,000
FYE Budget	\$146,962	\$146,962	\$2,012,158	\$2,518,000		
Actual Expenditures	\$7,044	\$143,304	\$1,454,579	\$15,000		
FY24 Expenditure Trend				\$6,857	\$6,857	

Monthly Budget Activity				
	FY24 Adjusted Budget	FY24 Aggregate Expenditures	Remaining Budget Authority	Percent Expended To Date
Jul-23	\$ 18,000	\$ -	\$ 18,000	0.0%
Aug-23	\$ 18,000	\$ -	\$ 18,000	0.0%
Sep-23	\$ 18,000	\$ -	\$ 18,000	0.0%
Oct-23	\$ 18,000	\$ -	\$ 18,000	0.0%
Nov-23	\$ 18,000	\$ -	\$ 18,000	0.0%
Dec-23	\$ 18,000	\$ 3,000	\$ 15,000	16.7%
Jan-24	\$ 18,000	\$ 4,000	\$ 14,000	22.2%

Monthly Budget Activity				
	FY24 Adjusted Budget	FY24 Aggregate Expenditures	Remaining Budget Authority	Percent Expended To Date
<i>(Trend based on average monthly expenditures to date)</i>				
Feb-24	\$ 18,000	\$ 4,571	\$ 13,429	25.4%
Mar-24	\$ 18,000	\$ 5,143	\$ 12,857	28.6%
Apr-24	\$ 18,000	\$ 5,714	\$ 12,286	31.7%
May-24	\$ 18,000	\$ 6,286	\$ 11,714	34.9%
Jun-24	\$ 18,000	\$ 6,857	\$ 11,143	38.1%
Historical Year End Average				74.1%